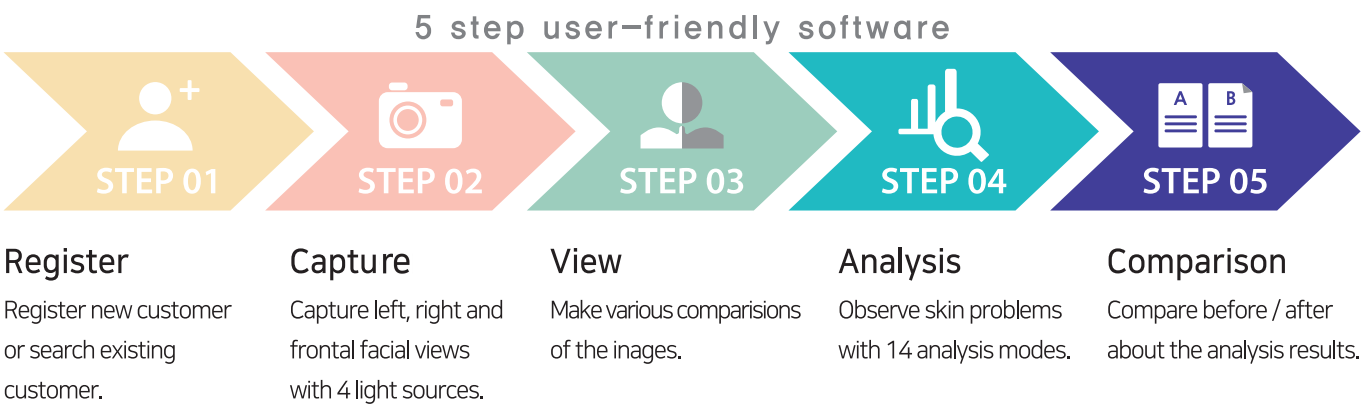


Results

Line-Vu offers 14 analysis modes including summary views and deep dives by various skin concerns. Line-Vu can be used as a powerful consultation tool to increase the satisfaction of the client.



EASY UI, EASY SOFTWARE



HARDWARE ADVANTAGES

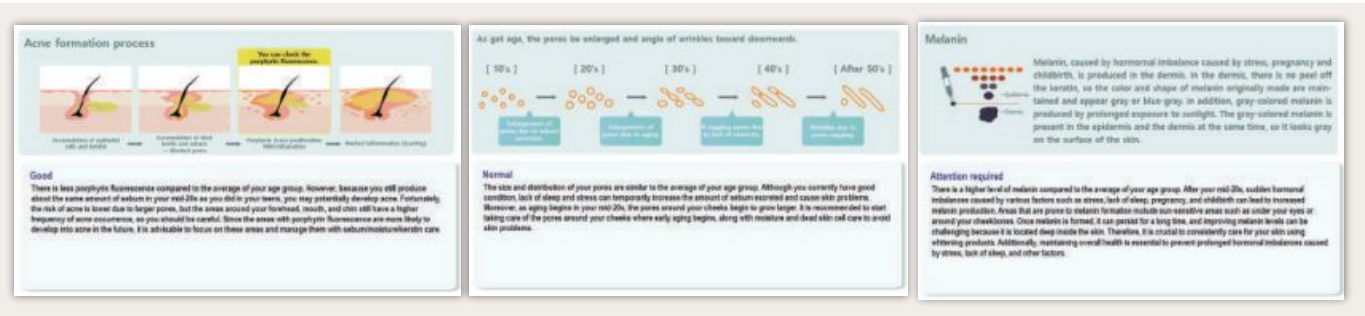
Line-Vu's compact and luxurious hardware, meticulously crafted for precision and elegance, guarantees clear and vivid images by completely blocking external light with its blackout curtain.

Additionally, utilize our wireless moisture checker to measure your client's skin moisture levels with ease.



SKIN DESCRIPTION

Line-Vu offers clear and concise descriptions of your skin, facilitating easy consultation. Explore detailed information about your skin condition for various skin problems.



Line-Vu

Specifications

Camera	Customized USB Camera	Focus	Fixed Focus control
Neck Camera	Customized USB Camera	Input Power	DC 19V 3.42A
Pixels	13.0 / 8.0 Mega pixels	Size & Weight	31.7(L) x 36.6(W) x 45.5(H)cm, 6.3Kg
Image Sensor	1/3.2 CMOS	Forehead-guide angle	Left : 37° Front : 0° Right : -37°

Certification & Patent Application
Design Registration No. 30-1013541
Trademark Registration No. 40-1532807



✉ psiplus@psiplus.co.kr
🏠 www.psiplus.co.kr

Office 101-410, 88, Sinwon-ro, Yeongtong-gu, Suwon-si, Gyeonggi-do, Republic of Korea, 16681
Factory 101-407&408, 88, Sinwon-ro, Yeongtong-gu, Suwon-si, Gyeonggi-do, Republic of Korea, 16681

☎ +82.(0)10.8615.6915 / +82.(0)31.831.3570
📷 @ psi.plus



Line-Vu

The Innovative Facial Skin Analyzer



Line -Vu

Innovative Facial Skin Analyzer

LIGHT SOURCES

Line-Vu has **full LED light sources**. Observe accurate before & after images and provide customized consultations to your clients.



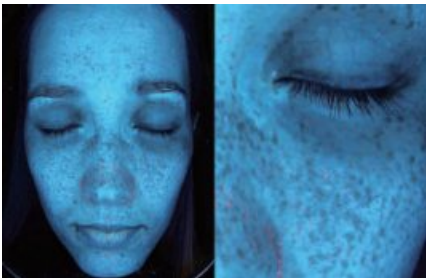
Normal
Pores
Wrinkles
Skin tone
Dark Circles



Specular
Hidden Wrinkles
Skin Texture
Radiance



Polarized
Pigmentation
Redness
Brown Spots
Black Head



UV
Melanin
Sebum
Porphyrin
(Acne bacteria)

Patent applying No. of light sources 10-2017-0093885
Hidden Wrinkles Application No.10-1981997

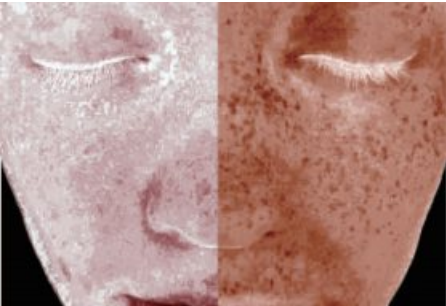
IMAGE VIEWER

Images can be viewed by various viewing options. Easily compare the client’s images with “Overlay screen”, “View at a glance mode”, and “Compare by time and light sources.”



SKIN ANALYSIS

LineVu offers fourteen analysis modes including summary views and deep dives by skin concern. Red & Brown Analysis shows vascular conditions and pigmentation regardless of ethnicity.



Line -Vu

Innovative Facial Skin Analyzer



Line-Vu, the world's first LED skin analyzer with four distinct light sources delivers high-resolution images and in-depth analysis.

The “**Filter In and Out system**” makes clear images for normal light and ultraviolet light images.

Line-Vu's advanced technology doesn't stop at your face – it extends to your neck, having the capability to capture and analyze neck wrinkles.

Our facial skin analyzer empowers you with a meticulous examination of neck wrinkles, providing insights for holistic skincare and treatment options.





Skin Analysis Report

Simply scan the QR code to reveal your personalized skin analysis report in seconds.

Easily share comprehensive information about your client’s current skin condition by sending personalized reports directly to them.


VIRTUAL LASER TREATMENT

Virtual laser treatment helps to show your clients their expected results of pigmentation treatment and gives them a better understanding of the procedure.



EFFECTIVE VIEWER FUNCTIONALITY

Clients can be shown how **wrinkles, even hidden wrinkles and pigmentation** may appear without treatment. Consult with our “Simulation mode” for effective communication.



3D viewer provides visuals from various dimensions and angles to assess the depth and size of pores, wrinkles, and skin texture.

Smart Viewer comes in handy when viewing client’s data remotely. Use Tablet PCs to conveniently show analyzed images and data with our interworking service.

